

Standard Specifications

Type	6800A	6800B	6800AL	6800BL
Secondary side control pressure	0.01-0.3MPa(G)	0.01-0.6MPa(G)	0.01-0.3MPa(G)	0.01-0.6MPa(G)
Max. exhaust flow	1L/min	0.8L/min	10L/min	10L/min
Pressure resistance	0.8MPa(G)			
Materials of areas in contact with fluid	(A) Al, Brass, NBR, 316 stainless steel (SS) 316 stainless steel, FKM, 303 stainless steel			
Environmental temp.	5°C-60°C			
Connection end	Rc1/4 (Standard) or Rc1/8			

Dwg. No. FR330062A1

Name Back pressure regulating valve 6800 MODEL

Customer

MODEL:6800-
Specifications

Rating:

Material:

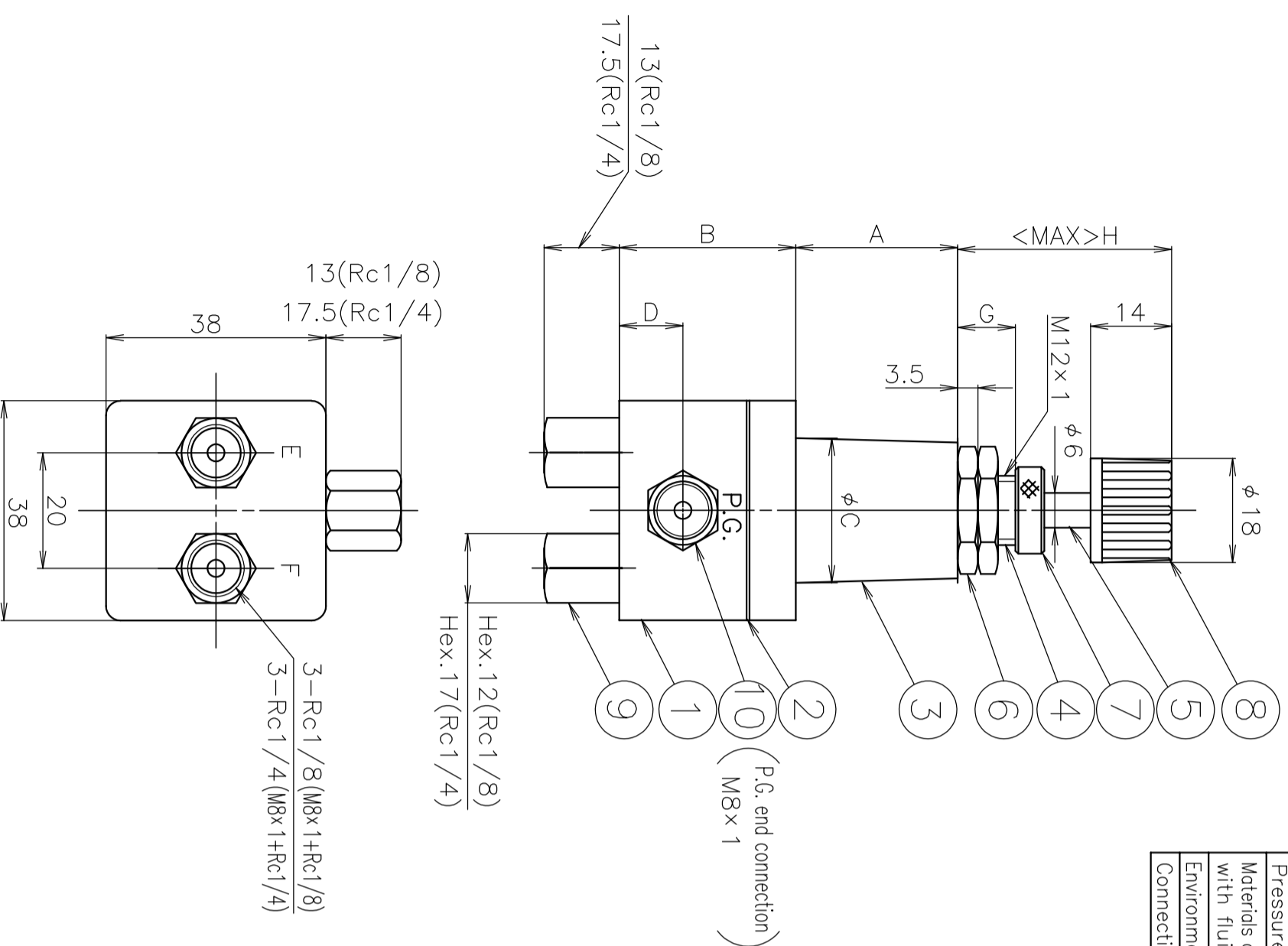
Connection:

Gauge port:

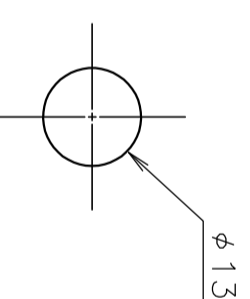
Remarks:

Dimensions of each section by nominal size(mm)

MODEL	A	B	C	D	E	F	G	H
6800A	28	30.5	25	11	IN	OUT	10	37
6800B	31	30.5	30	11	IN	OUT	13	40
6800AL	28	34.5	25	14	OUT	IN	10	37
6800BL	31	34.5	30	14	OUT	IN	13	40



Cut Out Dimension



Dimension in mm size

10	Gauge port adapter	Brass	316 Stainless steel	1	
9	Adapter	Brass	316 Stainless steel	2	
8	Knob	Phenol resin		1	
7	Cap nut	Brass		1	
6	Mounting nut	Brass		2	
5	Pressure regulating shaft	303 Stainless steel		1	
4	Bonnet bearing	Brass		1	
3	Bonnet	ADC12		1	
2	Diaphragm	NBR	FKM	1	
1	Main unit	Al	316 Stainless steel	1	
No.	NAME	A	SS	Qt.	NOTES
SCALE	1/1	R	E	V	
3RD ANGLE PROJ.					

KOFLOC Corp.

DESIGNED DRAWN CHECKED APPROVED

DATE / /

Standard Specifications

Type	6800A	6800B	6800AL	6800BL
Secondary side control pressure	0.01-0.3MPa(G)	0.01-0.6MPa(G)	0.01-0.3MPa(G)	0.01-0.6MPa(G)
Max. exhaust flow	1L/min	0.8L/min	10L/min	10L/min
Pressure resistance	0.8MPa(G)			
Materials of areas in contact with fluid	(A) Al, Brass, NBR, 316 stainless steel (SS) 316 stainless steel, FKM, 303 stainless steel			
Environmental temp.	5°C-60°C			
Connection end	Rc1/4 (Standard), Rc1/8 (Optional)			

Dwg. No. FR330028A1

Name Back pressure regulating valve 6800 MODEL

Customer

MODEL:6800-**-**-1
Specifications

Rating:

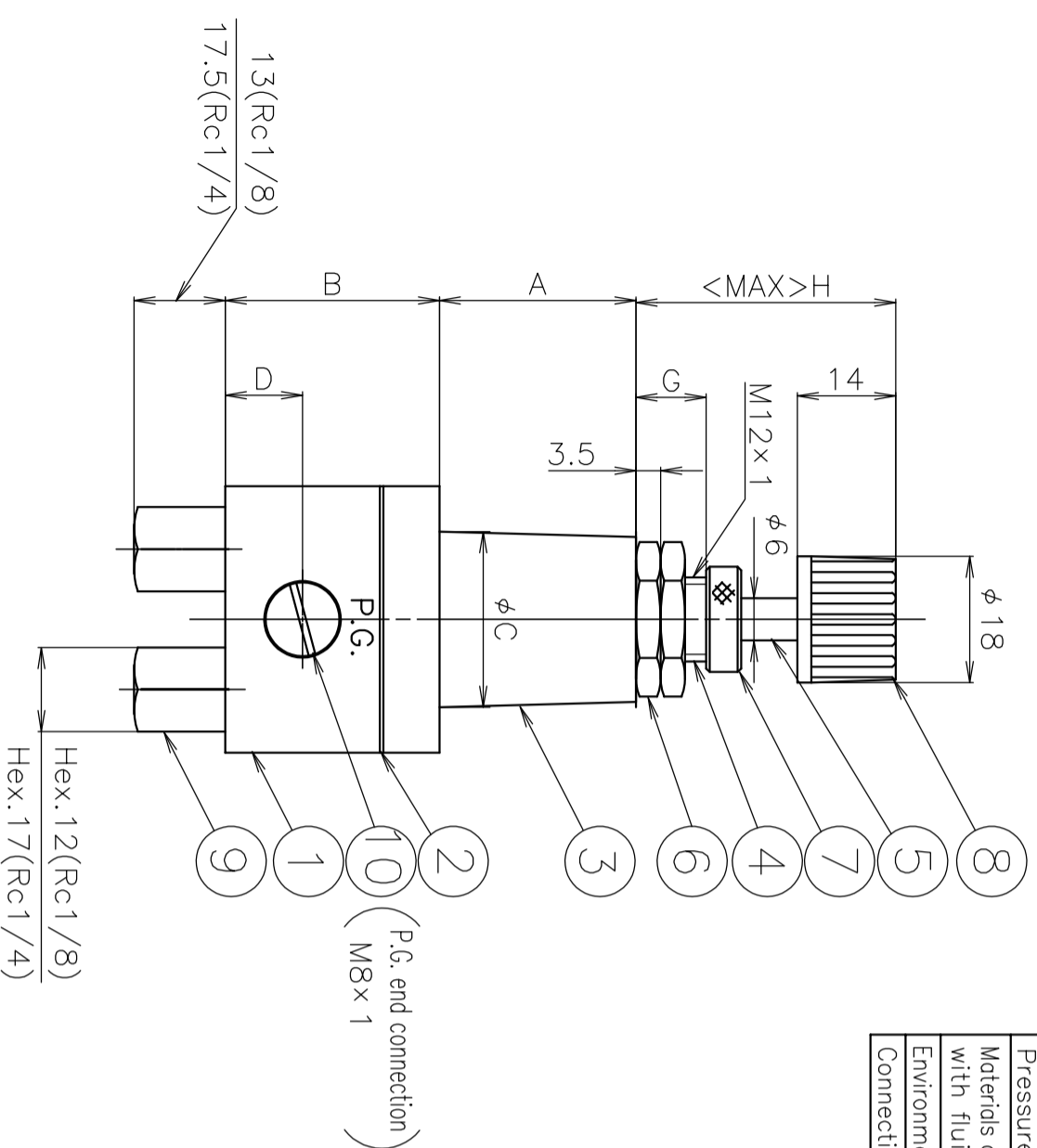
Material:

Connection:

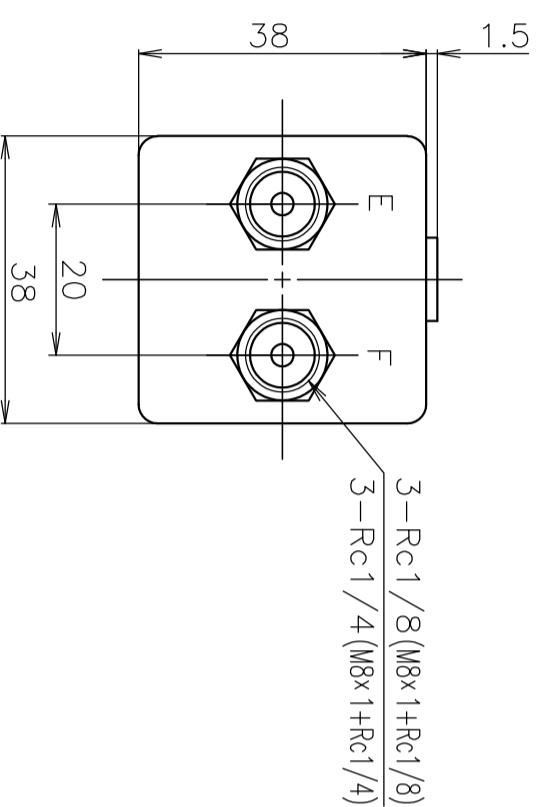
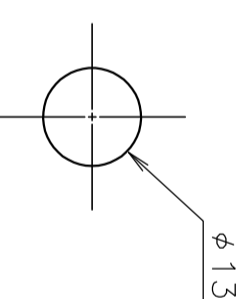
Remarks:

Dimensions of each section by nominal size(mm)

MODEL	A	B	C	D	E	F	G	H
6800A	28	30.5	25	11	IN	OUT	10	37
6800B	31	30.5	30	11	IN	OUT	13	40
6800AL	28	34.5	25	14	OUT	IN	10	37
6800BL	31	34.5	30	14	OUT	IN	13	40



Cut Out Dimension



Dimension in mm size

10	Gauge port plug	Brass	316 Stainless steel	1	
9	Adapter	Brass	316 Stainless steel	2	
8	Knob	Phenol resin		1	
7	Cap nut	Brass		1	
6	Mounting nut	Brass		2	
5	Pressure regulating shaft	303 Stainless steel		1	
4	Bonnet bearing	Brass		1	
3	Bonnet	ADC12		1	
2	Diaphragm	NBR	FKM	1	
1	Main unit	Al	316 Stainless steel	1	

No. NAME SPECIFICATION Qt. NOTES

SCALE 1/1

3RD ANGLE PROJ. R E V

KOFLOC Corp.

DESIGNED DRAWN CHECKED APPROVED

DATE / /